

Welcome to the SCHOOL APP for De La Salle College

Today, we are conscious that many people conduct most of their business on mobile devices and so we too wanted to have a presence on that same device to keep everyone in the loop.

It is our hope that all or as many as possible will use the app, where we will be able to receive instant alerts and notifications, updates on event information and access to school documents and letters.

It can be downloaded at no charge from the Apple App Store and Google Play Stores.



How to Download the App

For iPhone and iPads


- 1. On the iPhone/iPad, click on the front screen icon "App Store"
- 2. Click the Search button.
- 3. In the search box at the top of the screen, enter "**De La Salle College Belfast**" and press the "Search" key.
- 4. Click the "Get" Button.
- 5. Click the "Install" Button.

For Android Phones and Tablets

- 1. On the Android device click on "Google Play Store."
- 2. Click in the Google Play Search box.
- 3. In the search box, enter "**De La Salle College Belfast**" and press the "Search Button."
- 4. Click "**De La Salle College Belfast**"
- 5. Click the "Install" Button.

*On downloading the App, you will be asked to **ALLOW NOTIFICATIONS**. Click **YES**

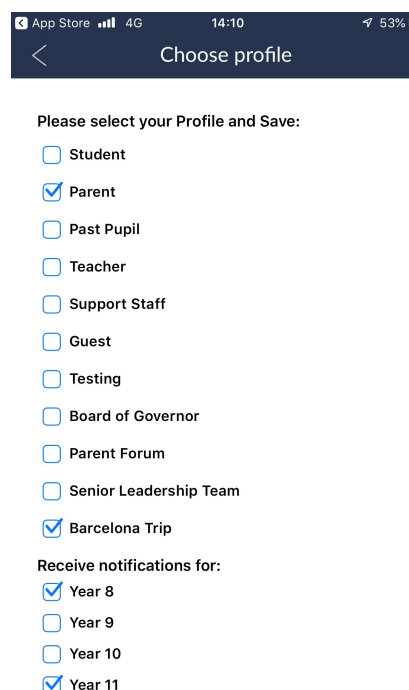
After clicking YES for notifications, one is prompted to set a **Profile**.

Select the groups that are relevant to you by ticking the box. For example, if you are a parent of a child in Year 8 and year 11 then tick Parent and the classes as shown. 

Click '**Save,**' to receive notifications particular to your 'ticked' selections.

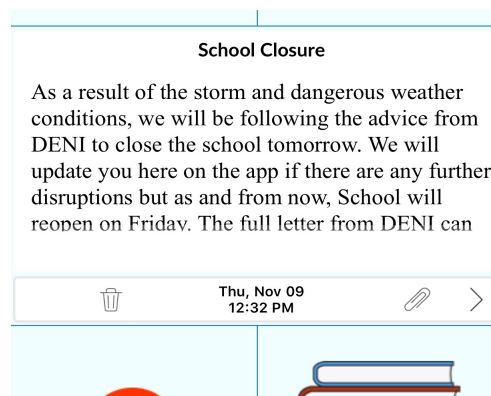
This can be changed at any time by clicking the 3 white lines or dots in the top right corner and selecting **Choose Profile** again.

Always remember to click '**Save**' after any changes have been made.



Messages (Push Notifications) can be delivered instantly bringing your attention to live news, advice, letters, schedule changes or updated content on the app.

After an Alert appears on the user's phone, the full message can be read in the panel by clicking it. An attachment may be added and read by clicking on the drawing pin



You can use the **arrows** below this Message Panel as shown above to navigate through the messages as more appear with time.

To read a full message, tap the Notification panel and the complete text will appear.

You may also delete any message by clicking on the little **'bin-icon.'**

Where a **'paper-clip'** is showing, it means that once clicked, an attachment which is usually a larger document is there for your viewing. This can also be viewed if asked to 'click here' within the notification panel.

You may also like to browse through the content by clicking on any of the buttons. Don't forget that the little **'phone-icon'** at the top will open the options to call or e-mail the office.

As time goes on, you will become more familiar with the workings of the app and see its value in our school communications.

The content you see today will be added to and changed as we move forward. If anyone needs any assistance, just call the school and we will gladly help.

We are grateful to you all for your cooperation.



Edtap
Office 8/9 Enterprise House
WIN Business Park
Canal Quay
Newry Co Down
BT35 6PH
Tel: +44 28 9581 3500